

SOLAIR WORLD™ INTERNATIONAL



Solar Power System

5KW 260W panel on-grid solar connect

www.solairworld.com

Quotation for on-grid solar power system

5KW on-grid solar PV system

Component Name	Specifications	Unit	Quantity
Solar panel	Poly 260W/30V DC, 25 years warranty	pcs	20
Solar Inverter	T1- 5.0-T, 1 year warranty	Pcs	1
Solar Panel Mounting kit	Pitch Tin Roof Mounts(1x3), aluminium, for each 3 pcs 260W solar panel, 5 years warranty	Set	7
Solar cable	2PFG1169 1×4mm ² , 2 years warranty	M	120
Solar connector	MC4, 2 years warranty	pair	10
PV Array DC Isolator	32A DC1000V, Solar connector included	Pcs	2

Products Photos:

HCT Solar Panel



Solar Inverter



Solar Panel Mounting



Solar cable



Solar Connector



PV Array DC Isolator



AD245-60P AD250-60P
AD255-60P AD260-60P
AD265-60P



60 Cell **245-265W**
Polycrystalline Power Output
Module Range

16.5% **0~+5W**
Maximum Power Output
Efficiency Guarantee

AD series is the main brand of Aiduo PV's high quality solar modules.

Its high quality gives the customers more benefits.

AD series is famous for its high output power, convenient installation and high durability.

JIANGSU AIDUO PV TECHNOLOGY CO.,LTD



Coated glass helps the absorption of more lights. Meanwhile it can make it easier to clean the dust on the modules in the rain and reduce the power loss caused by dust cover.



Excellent performance on anti-PID. Passed the PID free test of TUV .



The modules have excellent performance on anticorrosion and have passed the salt spray test of TUV.



Outstanding performance in low-light irradiance environments such as in early morning, evening and cloudy days.



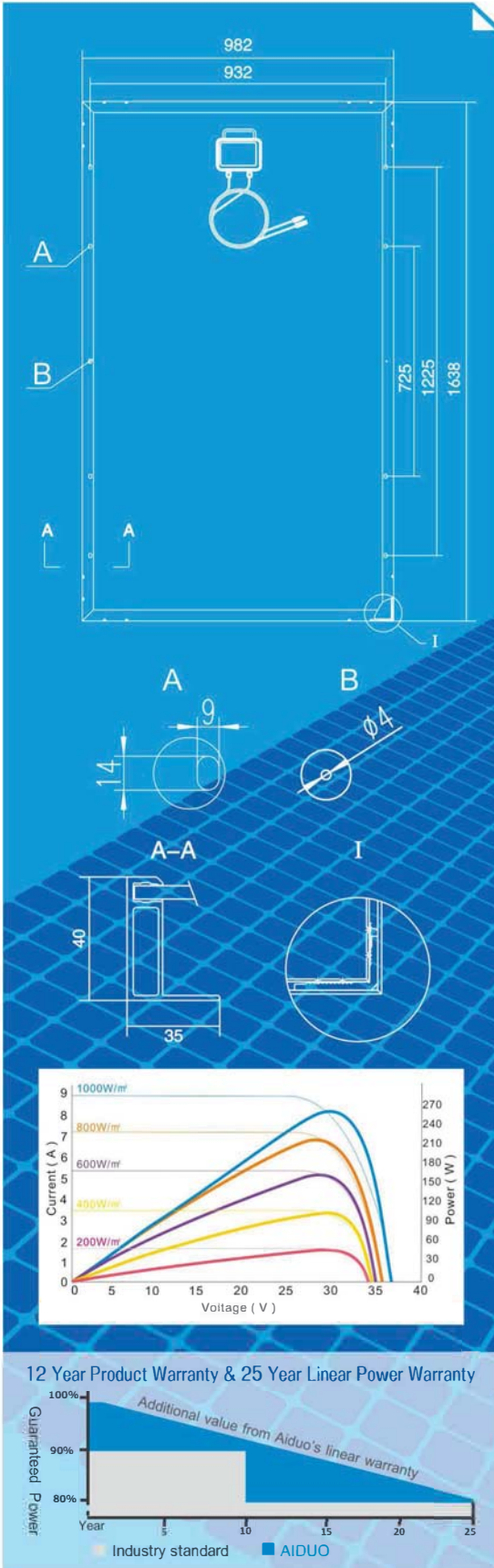
The modules' protection level reaches IP67 such as dustproof and waterproof.



The frame can be customized to be white or black according to the customers' requirement.

RELIABLE QUALITY

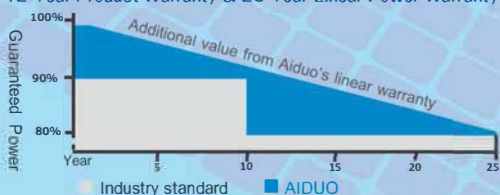
- Module's power are classified according the tolerance of 0~+5W.
- The modules are soldered by automated machine and all the production are on the automatic assembly line. The quality is stable and reliable.
- EL test before packaging to exclude the product defects.



Technical drawing of the AD260-60P solar panel showing dimensions and details:

- Overall width: 982mm
- Inner width: 932mm
- Overall height: 1638mm
- Inner height: 1225mm
- Mounting hole diameter: $\phi 4$
- Mounting hole offset: 9mm
- Mounting hole offset: 14mm
- Mounting hole offset: 35mm
- Mounting hole offset: 40mm

12 Year Product Warranty & 25 Year Linear Power Warranty



Additional value from Aido's linear warranty

Legend: Industry standard (yellow), AIDUO (blue)

STC	AD245-60P	AD250-60P	AD255-60P	AD260-60P	AD265-60P
Maximum Power (Pm)	245	250	255	260	265
Maximum Power Voltage (Vm)	30.2	30.4	30.6	30.8	31.0
Maximum Power Current (Im)	8.12	8.23	8.34	8.45	8.56
Open Circuit Voltage (Voc)	36.8	36.9	36.9	37.0	37.0
Short Circuit Current (Isc)	8.74	8.88	9.02	9.16	9.31
Module Efficiency (%)	15.2	15.5	15.9	16.2	16.5
Operating Temperature (°C)	-40 ~ +85 °C				
Maximum System Voltage (V)	1000V				
Maximum Series Fuse Rating (A)	15A				
Power Tolerance (W)	0 ~ +5W				

STC: Irradiance 1000W/m², module temperature 25°C, AM=1.5

NOCT	AD245-60P	AD250-60P	AD255-60P	AD260-60P	AD265-60P
Maximum Power (Pm)	179	182	186	189	193
Maximum Power Voltage (Vm)	27.5	27.7	27.8	28.0	28.2
Maximum Power Current (Im)	6.50	6.58	6.67	6.76	6.85
Open Circuit Voltage (Voc)	33.9	33.9	34.0	34.0	34.1
Short Circuit Current (Isc)	7.08	7.19	7.31	7.42	7.54

NOCT: Irradiance 800W/m², ambient temperature 20°C, AM=1.5, wind speed 1 m/s

Temperature Characteristics	
NOCT	45 ± 2 °C
Temperature Coefficient of Pmax	-0.43% / °C
Temperature Coefficient of Voc	-0.31% / °C
Temperature Coefficient of Isc	0.046% / °C

Mechanical Characteristics	
Solar Cell	Polycrystalline
Cell Size	156×156mm(6 Inches)
No. of Cells	60(6×10)
Dimensions	1638×982×40mm
Weight	20kg
Frame	Anodized Aluminum Alloy
Junction Box	IP67 rated
Cables	4mm ² , 900mm
Connectors	MC4/MC4 compatible

NEW

From Solax

SINGLE PHASE INVERTERS

From Solax

X1 BOOST Dual MPPT

The X1 Boost series are high quality dual MPPT inverter offering efficiency and reliability at an unbeatable cost.

Solax have developed a range of single phase inverters, unrivaled in the industry for their quality, reliability and efficiency. The Solax single phase inverters boast a wide MPPT voltage range to allow for more energy harvesting and have a maximum input voltage of 600V, with a maximum efficiency of 97.8%.



X1-3.0-T X1-3.3-T
X1-3.6-T X1-4.2-T
X1-4.6-T X1-5.0-T

X1 BOOST

SINGLE-PHASE -PRODUCT DATA




X1-3.0-T X1-3.3-T X1-3.6-T X1-4.2-T X1-4.6-T X1-5.0-T

	X1-3.0-T	X1-3.3-T	X1-3.6-T	X1-4.2-T	X1-4.6-T	X1-5.0-T
INPUT (DC)						
Max.recommended DC power [W]	3250	3500	4000	4600	5200	5200
Max.DC voltage [V]	600					
Normal DC operating voltage [V]	360					
Max. input current [A]	12/12	12/12	12/12	12/12	12/12	12/12
Max. short circuit current [A]	15/15	15/15	15/15	15/15	15/15	15/15
MPPT voltage range [V]	125-580	125-580	125-580	125-580	125-580	125-580
MPPT voltage range (full load) [V]	150-550	150-550	160-550	190-550	220-550	220-550
Start input voltage [V]	100	100	100	100	100	110
Start output voltage [V]	150	150	150	150	150	150
Shut down input voltage [V]	70	70	70	70	70	70
No. of MPP trackers	2	2	2	2	2	2
Strings per MPP tracker	1	1	1	1	1	1
OUTPUT (AC)						
Normal AC power [VA]	3000	3300	3680	4200	4600	4999
Max. apparent AC power [VA]	3000	3300	3680	4200	4600	4999
Rated grid voltage(AC voltage range) [V]	220/230/240(180 to 280)					
Rated grid Frequency(AC frequency range) [Hz]	50(45 to 55)/60(55 to 65)					
Max. output current [A]	14	15	16	19	21	21
Displacement power factor	0.8 overexcited to 0.8 underexcited					
Total harmonic distortion(THD)	<2%					
EFFICIENCY						
MPPT efficiency	99.90%	99.90%	99.90%	99.90%	99.90%	99.90%
Euro-efficiency	97.00%	97.00%	97.00%	97.00%	97.00%	97.00%
Max. efficiency	97.80%	97.80%	97.80%	97.80%	97.80%	97.80%
POWER CONSUMPTION						
Input standby power[W]	<2W					
STANDARD						
Safety	IEC 62109-1/-2/AS3100					
EMC	EN61000-1/EN61000-2/EN61000-3					
Certification	G83/2;G59;AS4777.2-2015;VDE4105; EN50438;CQC;VDE0126					
ENVIRONMENT LIMIT						
Protection class	IP65					
Operating temperature range [°C]	-20... +60 (derating at +45)					
Humidity [%]	0-95 (non-condensing)					
Altitude [m]	<2000					
Storage temperature [°C]	-20... +60					
Noise emission(typical) [dB]	<25					
Mounting	Wall hanging					
OTHERS						
Dimensions(WxHxD) [mm]	339x420x143					
Weight [kg]	14.6	14.6	14.6	16.7	16.7	16.7
Cooling concept	Natural					
Topology	Transformerless					
Communication	WIFI(optional), RF(optional), Meter(optional), RS485, USB, DRM					
LCD display	7 LCD					
Button	4(CapSense Button)					
Standard warranty	Standard 5 years					

SFS-FR-02 Flat Roof Ballast Mounting System

SFS-FR-02 ballast mounting system adopts foldable triangular to save cost both on installation and transportation. It is a modular structure, which can be expanded from one module to any scale while maximizing the roof usage. Our professional engineers will propose the size and weight of ballast for the project you are involved in.



Ballast Roof Bracket Specification

Installation Site: open ground and roof

Panels: Solar panel for any size

Structural materials: aluminum, stainless steel

Survival wind speed: up to 60m / s

Design snow pressure: up to 1.4KN / m²

Inclination: Customizable

Component direction: Horizontal or vertical

Design Standards: CE&AS / NZS 1170

Life: Design Life for 25 years, quality assurance for 10 years

Products Strengths of our technology

1. Functional triangular mounts
2. Economical with panel in landscape
3. Easy and fast installation with foldable design
4. Best tilt angle 5~15degree

Overview of system components

(1X3 panel mounting system package: Based on Width of panel:1650X992X50mm)

SFS-BT MG-15	SFS Triangular mounts Group Extruded Al6005-T5 Anodize		SFS-MC G-50	SFS Mid-Clamp Group(50mm) Extruded Al6005-T5 Anodize	
SFS-EC G-50	SFS End Clamp Group(50mm) Extruded Al6005-T5 Anodize		SFS-AP- 1983	SFS Angle Plate L=1983mm Extruded Al6005-T5 Anodize	

