



SolAir World's Gel standard battery is designed for a general purpose by SolAir World International. 6FM200G is a general purpose battery up to 8 years in star service or more than 260 cycles at 100% discharge in cycle service. As with all SolAir World's batteries, all are rechargeable highly efficient, leak proof and maintenance free.

Specifications:

Cells per Unit	6
Normal Voltage	12V
Capacity	200Ah@10Hr-rate to 1.80V per cell@25°C
Weight	Approx.(58.0±3% kg) (127.87lbs)
Maximum Discharge Current	2000A(5sec)
Internal Resistance	Approx. 4.2mΩ full charged @25°C
Operating Temperature Range	Discharge: -20°C~60°C Charge: 0°C~50°C Storage: -20°C~60°C
Nominal Operating Temperature Range	25°C±3°C(77°F±5°F)
Float Charging Voltage	13.7~13.9VDC/unit Average @25°C
Maximum Charging Current	50A
Equalization and Cycle Service	14.4V~15.0VDC/unit Average @ 25°C
Self Discharge	SolAir World's Valve Regulated Lead Acid (VRLA) batteries can be stored for more than 6 months at 25°C. Self-discharge ratio less than 3%per month at 25°C. Please charge batteries before using.
Terminal	Terminal F13/F19
Container Material	ABS(UL94-HB) *Flammability resistance of (UL94-V0) can be available upon request



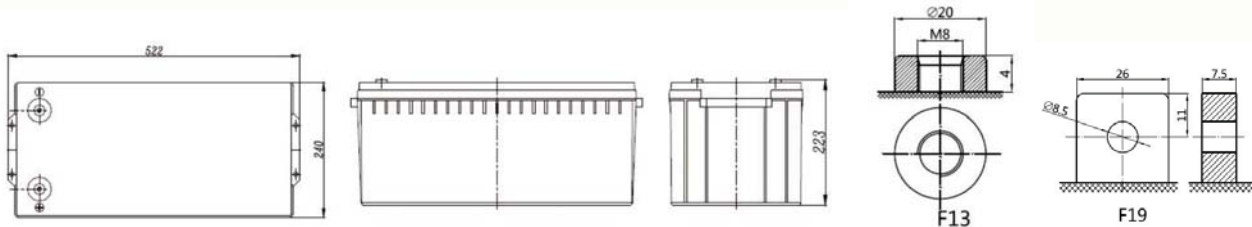
ISO 9001:2008 Standard



ISO 14001:2004 Standard



Dimensions: L522*W240*H219(TH224)



Constant Current Discharge Characteristics (A, 25 °C)

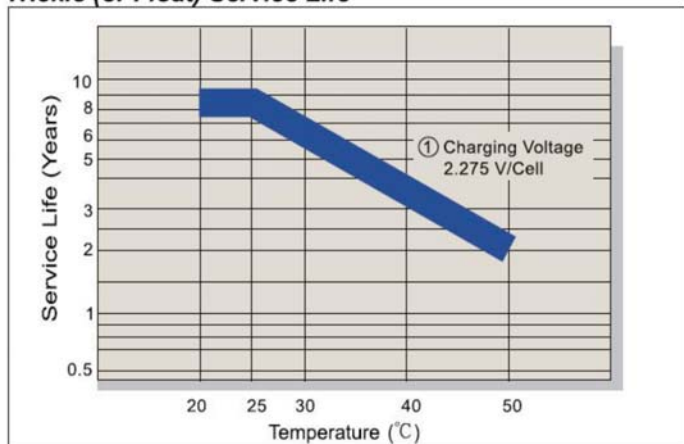
F.V/TIME	5min	10min	15min	30min	60min	2h	3h	5h	8h	10h	20h
9.60	516	396	310	208.0	126.0	77.1	53.8	36.5	24.36	20.30	10.66
9.90	501	384	303.8	203.8	123.5	76.8	53.5	36.4	24.24	20.20	10.61
10.2	490	376	297.6	199.7	121.0	76.0	53.0	36.0	24.14	20.12	10.56
10.5	475	364	288.3	193.4	117.2	75.2	52.5	35.6	24.06	20.05	10.53
10.8	402	354	282.7	189.7	114.9	74.5	51.9	35.3	24.00	20.00	10.50

Constant Power Discharge Characteristics (Watt, 25 °C)

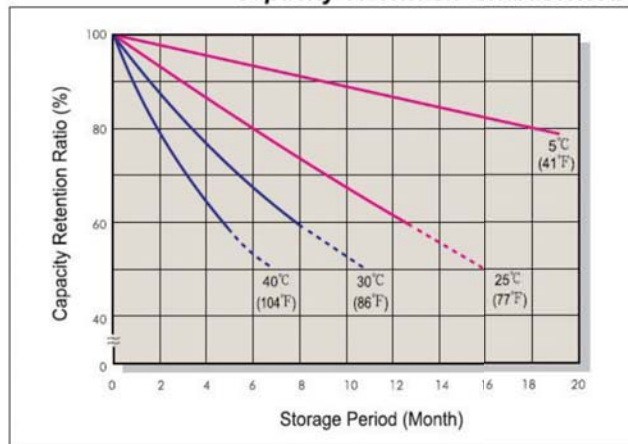
F.V/TIME	5min	10min	15min	30min	60min	2h	3h	5h	8h	10h	20h
9.60	5418	4277	3404	2334	1436	893	633	432	292.3	242.4	127.9
9.90	5255	4148	3336	2287	1408	889	630	430	290.9	241.2	127.3
10.2	5147	4063	3268	2240	1379	880	623	426	289.7	240.2	126.8
10.5	4985	3935	3166	2170	1336	871	617	421	288.7	239.4	126.3
10.8	4226	3819	3104	2128	1310	862	611	417	288.0	238.8	126.0

Solar Battery 6FM200G (12V/200Ah)

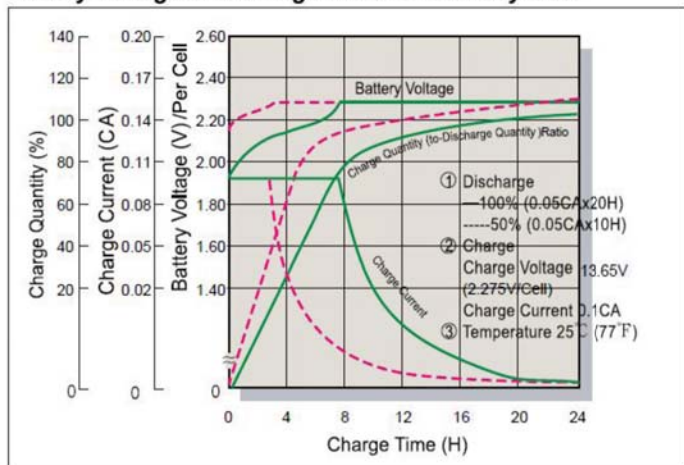
Trickle (or Float) Service Life



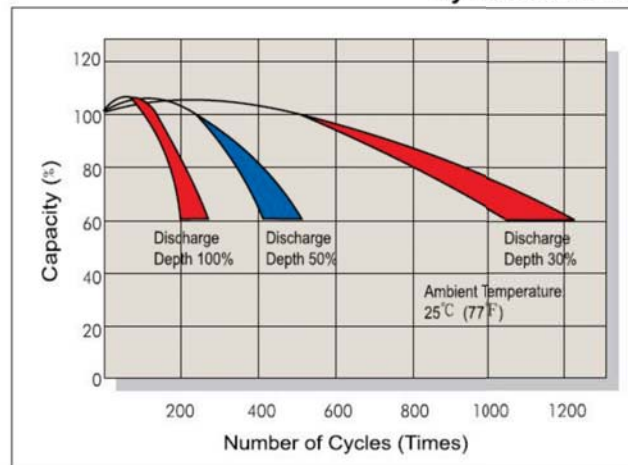
Capacity Retention Characteristic



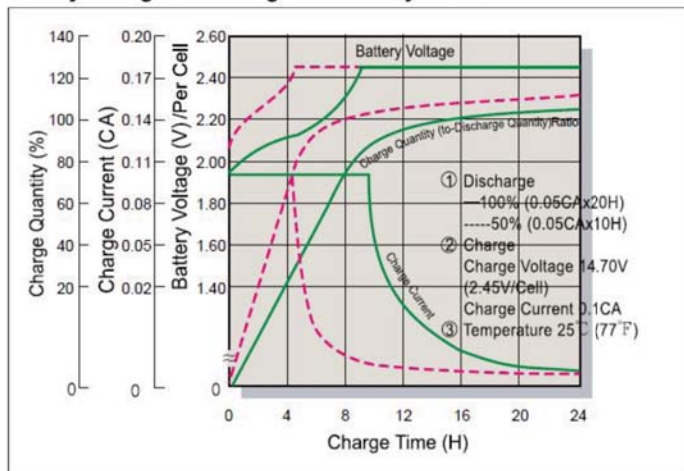
Battery Voltage and Charge Time for Standby Use



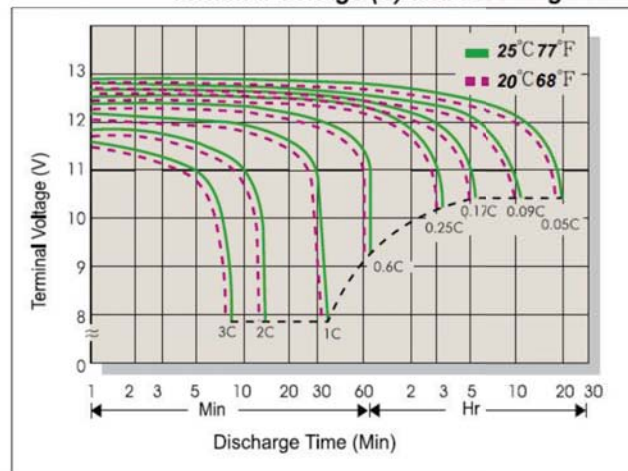
Cycle Service Life



Battery Voltage and Charge Time for Cycle Use



Terminal Voltage (V) and Discharge Time



Charging Procedures

Application	Charge Voltage(V/cell)			Max. Charge Current
	Temperature	Set Point	Allowable Range	
Cycle Use	25°C(77°F)	2.45	2.40~2.50	0.25C
Standby	25°C(77°F)	2.275	2.25~2.30	

Discharge Current VS. Discharge Voltage

Final Discharge Voltage V/cell	1.75	1.70	1.65	1.60
Discharge Current (A)	0.2C<(A)	0.2C<(A)	0.5C<(A)	(A)>1.0C