



SolAir World's Gel standard battery is designed for a general purpose by SolAir World International. 6FM80G is a general purpose battery up to 8 years in star service or more than 260 cycles at 100% discharge in cycle service. As with all SolAir World's batteries, all are rechargeable highly efficient, leak proof and maintenance free.

Specifications:

Cells per Unit	6
Normal Voltage	12V
Capacity	80Ah@10Hr-rate to 1.80V per cell@25°C
Weight	Approx.(25±3%)kg(55.12bs)
Maximum Discharge Current	800A(5sec)
Internal Resistance	Approx. 6.5mΩ full charged @25°C
Operating Temperature Range	Discharge: -20°C~60°C Charge: 0°C~50°C Storage: -20°C~60°C
Nominal Operating Temperature Range	25°C±3°C
Float Charging Voltage	13.7~13.9VDC/unit Average @25°C
Maximum Charging Current	24A
Equalization and Cycle Service	14.4V~15.0VDC/unit Average @ 25°C
Self Discharge	SolAir World's Valve Regulated Lead Acid (VRLA) batteries can be stored for more than 6 months at 25°C. Self-discharge ratio less than 3%/per month at 25°C. Please charge batteries before using.
Terminal	Terminal F10
Container Material	ABS(UL94-HB) *Flammability resistance of (UL94-V0) can be available upon request



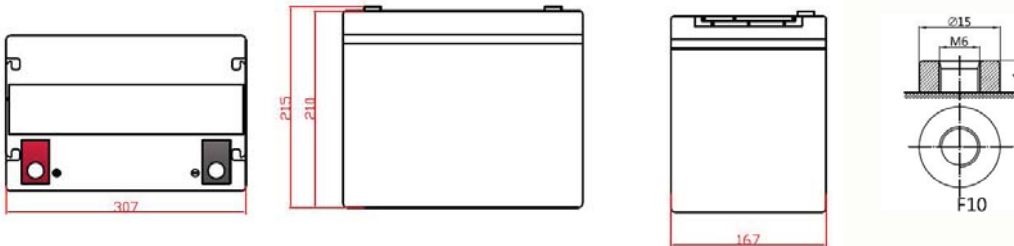
ISO 9001:2008 Standard



ISO 14001:2004 Standard



Dimensions: L307*W167*H210(TH215)mm



Constant Current Discharge Characteristics (A, 25 °C)

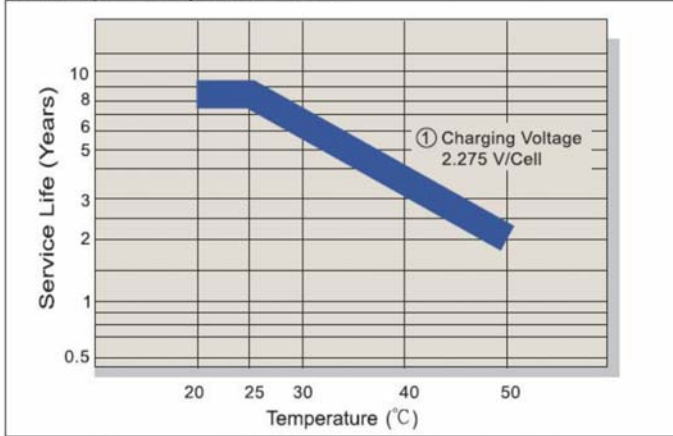
F.V/TIME	5min	10min	15min	30min	60min	2h	3h	5h	8h	10h	20h
9.60	238.4	196.8	154.6	94.0	52.0	31.3	23.5	15.1	9.74	8.12	4.26
9.90	231.2	190.9	151.5	92.1	51.0	31.1	23.4	15.0	9.70	8.08	4.24
10.2	226.5	187.0	148.4	90.2	49.9	30.8	23.2	14.9	9.66	8.05	4.23
10.5	213.4	181.1	143.7	87.4	48.4	30.5	23.0	14.7	9.63	8.02	4.21
10.8	195.5	175.7	141.0	85.7	47.4	30.2	22.7	14.6	9.60	8.00	4.20

Constant Power Discharge Characteristics (Watt, 25 °C)

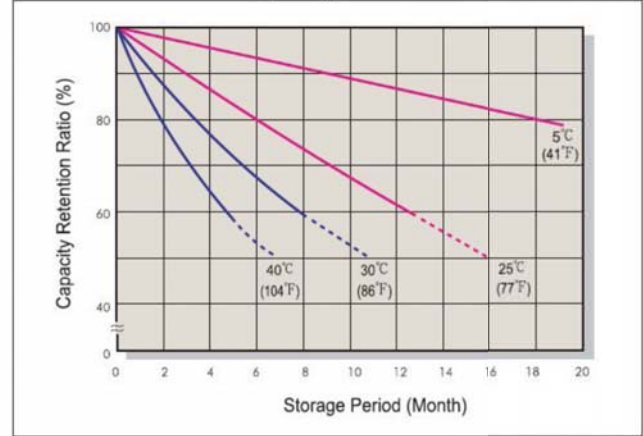
F.V/TIME	5min	10min	15min	30min	60min	2h	3h	5h	8h	10h	20h
9.60	2575	2149	1716	1055	593	362	277	179	116.9	97.0	51.2
9.90	2497	2085	1663	1034	581	360	276	178	116.4	96.5	50.9
10.2	2446	2042	1629	1012	569	357	273	176	115.9	96.1	50.7
10.5	2304	1977	1578	981	551	353	270	174	115.5	95.8	50.6
10.8	2111	1919	1548	962	541	350	267	172	115.2	95.5	50.4

Solar Battery 6FM80G (12V80Ah)

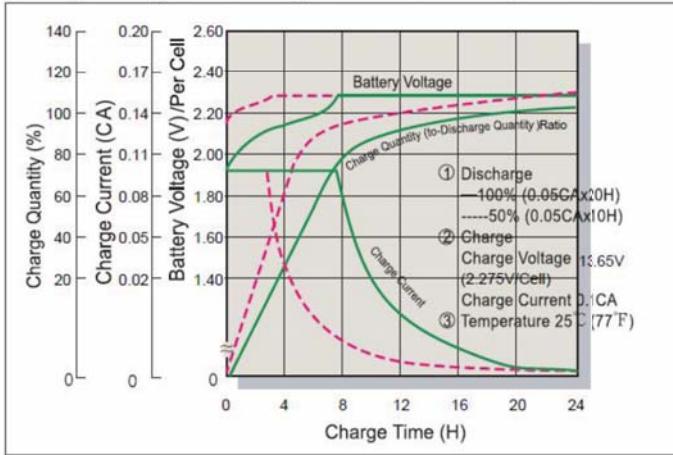
Trickle (or Float) Service Life



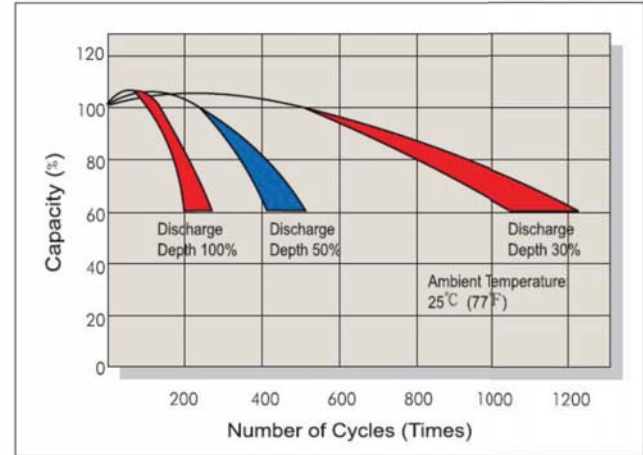
Capacity Retention Characteristic



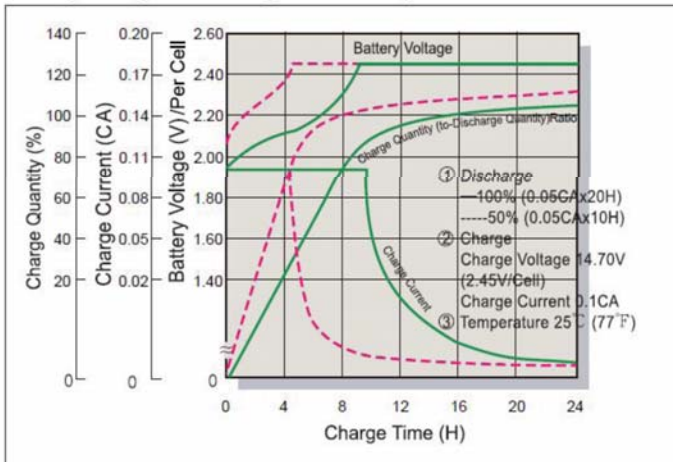
Battery Voltage and Charge Time for Standby Use



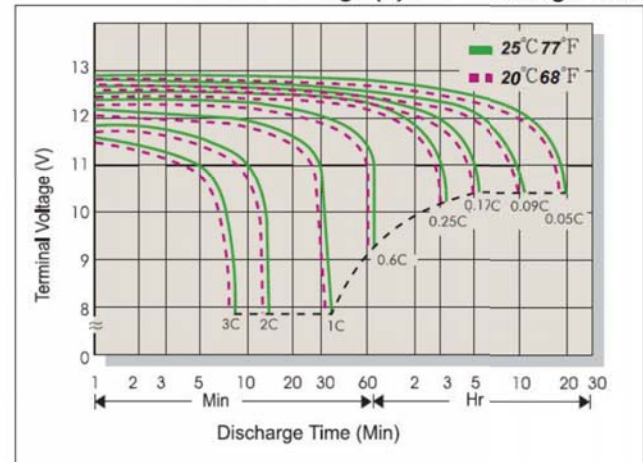
Cycle Service Life



Battery Voltage and Charge Time for Cycle Use



Terminal Voltage (V) and Discharge Time



Charging Procedures

Application	Charge Voltage(V/cell)			Max. Charge Current
	Temperature	Set Point	Allowable Range	
Cycle Use	25°C(77°F)	2.45	2.40~2.50	0.25C
Standby	25°C(77°F)	2.275	2.25~2.30	

Discharge Current VS. Discharge Voltage

Final Discharge Voltage V/cell	1.75	1.70	1.65	1.60
Discharge Current (A)	0.2C > (A)	0.2C < (A)	0.5C < (A)	(A) > 1.0C